

# teaching evaluations

## 1996-2007

christopher uggen

*University of Minnesota*

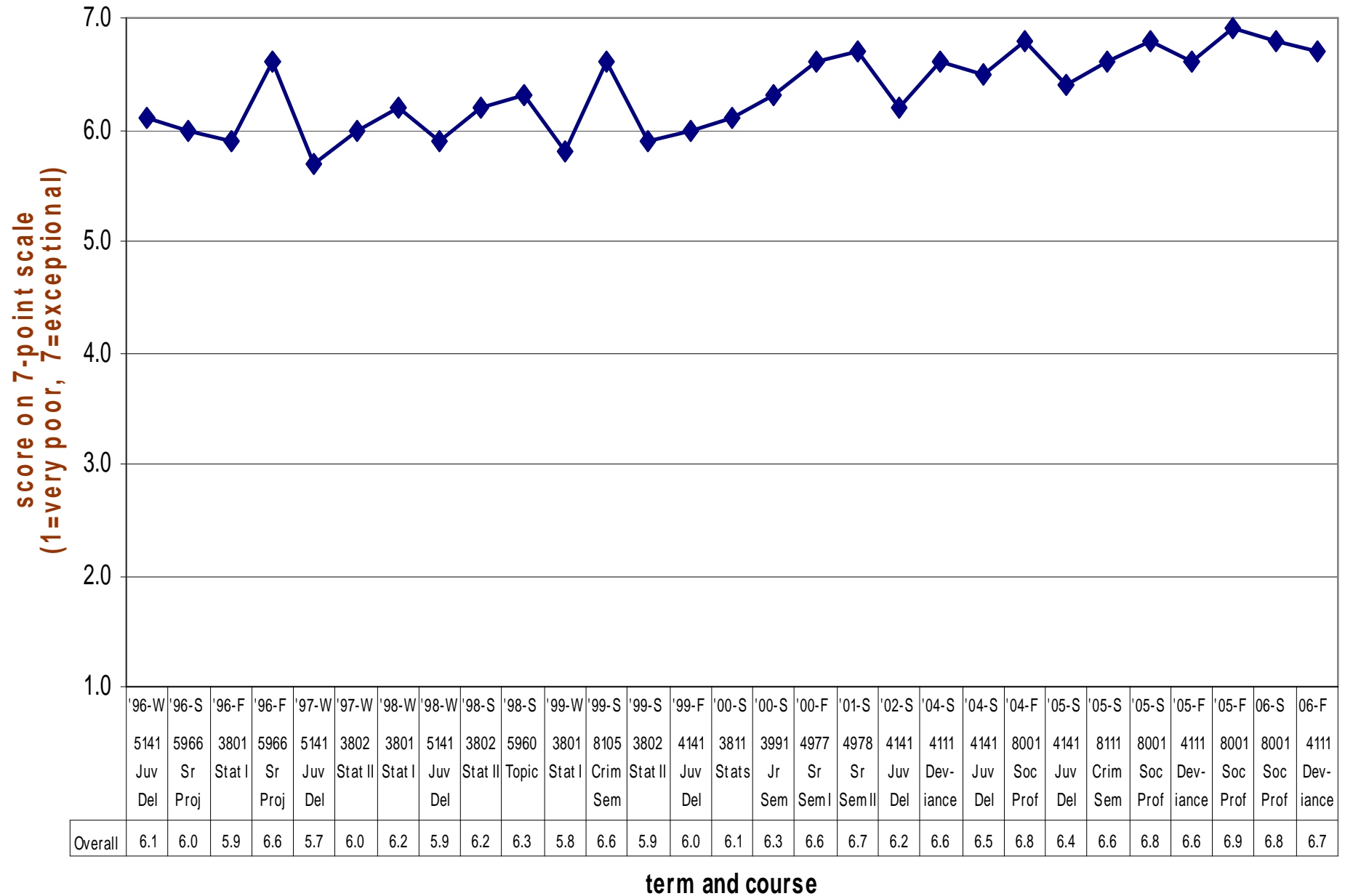
*Student Evaluation of Teaching Surveys*

### Uggen's Mean Teaching Evaluation Scores at the University of Minnesota

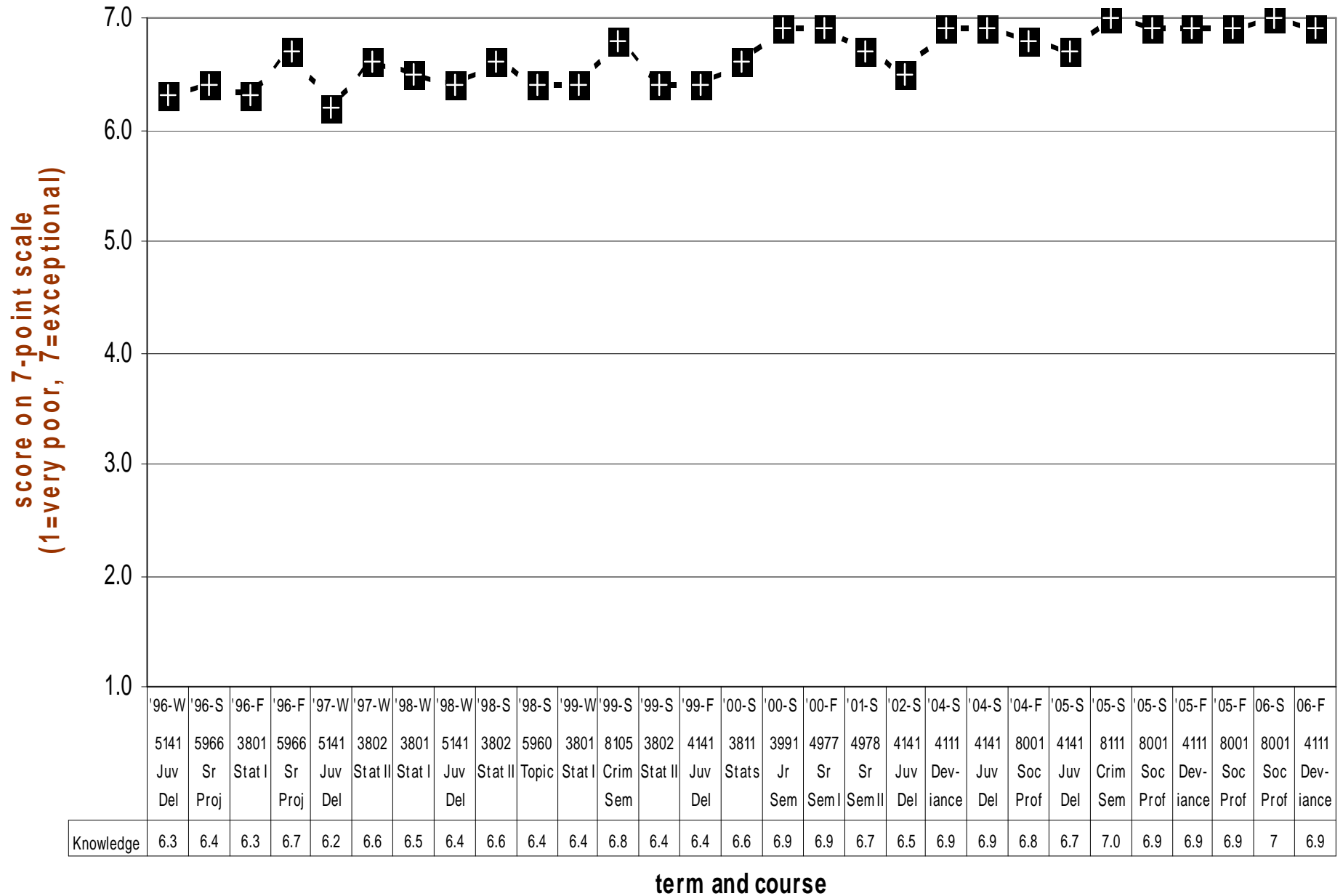
<i>Course number and name</i>	<i>Term &amp; Year</i>	<i>Overall teaching</i>	<i>Knowledge of subject</i>	<i>Respect &amp; concern</i>	<i>Amount learned</i>	<i>Responded / Enrolled</i>
4111- Deviant Behavior	Fall 06	6.7	6.9	6.9	6.2	47 of 76
8001-Grad Proseminar	Spring 06	6.8	7.0	6.8	6.2	9 of 9
8001-Grad Proseminar	Fall 05	6.9	6.9	6.7	6.3	9 of 9
4111- Deviant Behavior	Fall 05	6.6	6.9	6.8	6.1	52 of 79
8001-Grad Proseminar	Spring 05	6.8	6.9	7.0	6.4	9 of 10
8111-Criminology	Spring 05	6.6	7.0	6.7	6.3	7 of 10
4141-Juvenile Delinquency	Spring 05	6.4	6.7	6.6	6.0	63 of 80
8001-Grad Proseminar	Fall 04	6.8	6.8	7.0	5.8	11 of 11
4141-Juvenile Delinquency	Spring 04	6.5	6.9	6.8	6.0	21 of 22
4111- Deviant Behavior	Spring 04	6.6	6.9	6.8	6.2	39 of 57
4141-Juvenile Delinquency	Spring 02	6.2	6.5	6.5	5.8	54 of 59
4978-Sr. Honors Seminar II	Spring 01	6.7	6.7	6.9	6.7	10 of 11
3811-Social Statistics	Spring 00	6.1	6.6	6.4	5.0	38 of 78
3991-Jr. Honors Seminar	Spring 00	6.3	6.9	6.7	6.3	9 of 10
4977-Sr. Honors Seminar	Fall 00	6.6	6.9	6.9	6.2	9 of 10
3801-Descriptive Statistics	Winter 99	5.8	6.4	6.5	5.5	36 of 55
8105-Crime Policy Seminar	Spring 99	6.6	6.8	6.4	5.9	8 of 9
3802-Inferential Statistics	Spring 99	5.9	6.4	6.1	5.6	28 of 50
4141-Juvenile Delinquency	Fall 99	6.0	6.4	6.5	5.5	43 of 54
5141-Juvenile Delinquency	Winter 98	5.9	6.4	6.4	5.8	46 of 57
3801-Descriptive Statistics	Winter 98	6.2	6.5	6.5	5.8	62 of 80
3802-Inferential Statistics	Spring 98	6.2	6.6	6.6	5.9	45 of 71
5960-Topics in Sociology	Spring 98	6.3	6.4	6.7	4.7	7 of 9
5141-Juvenile Delinquency	Winter 97	5.7	6.2	5.6	5.2	46 of 60
3802-Inferential Statistics	Winter 97	6.0	6.6	6.3	5.3	100 of 120
5141-Juvenile Delinquency	Winter 96	6.1	6.3	6.5	5.7	29 of 45
5966-Senior Projects	Spring 96	6.0	6.4	6.5	5.9	21 of 24
3801-Descriptive Statistics	Fall 96	5.9	6.3	6.4	5.7	97 of 126
5966-Senior Projects	Fall 96	6.6	6.7	6.5	5.9	15 of 20
<b>Uggen Mean 1996-2006</b>		<b>6.3</b>	<b>6.6</b>	<b>6.6</b>	<b>5.9</b>	
<b>Soc Dept Mean 1994-2005</b>		<b>5.9</b>	<b>6.5</b>	<b>6.2</b>	<b>5.5</b>	

**Note:** All items on a 7-point scale with 7 representing "exceptional" and 1 representing "very poor" performance. Department means based on *Faculty Teaching Evaluations 1994-2005*, by Ann Miller. 2

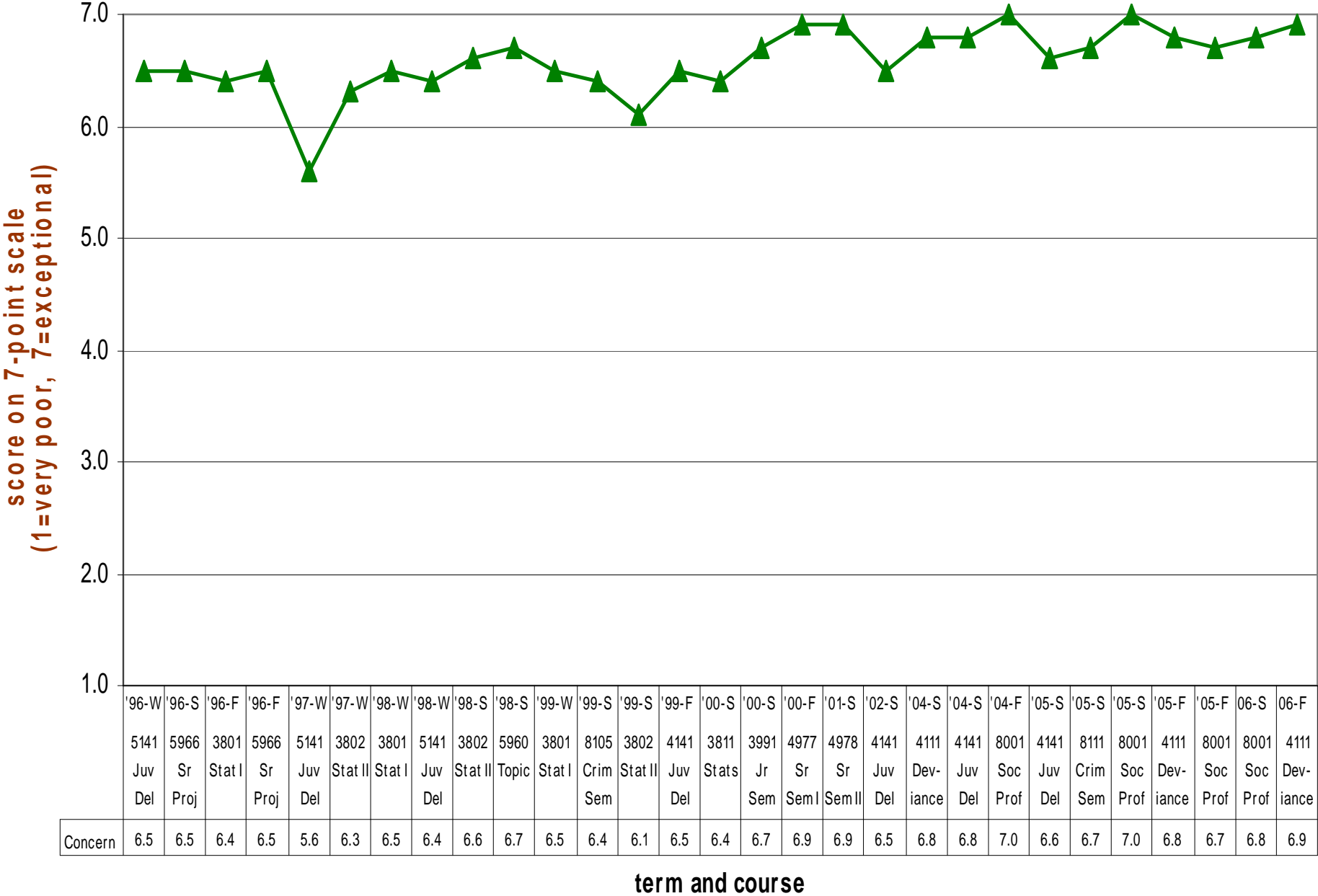
## overall teaching



# knowledge of subject

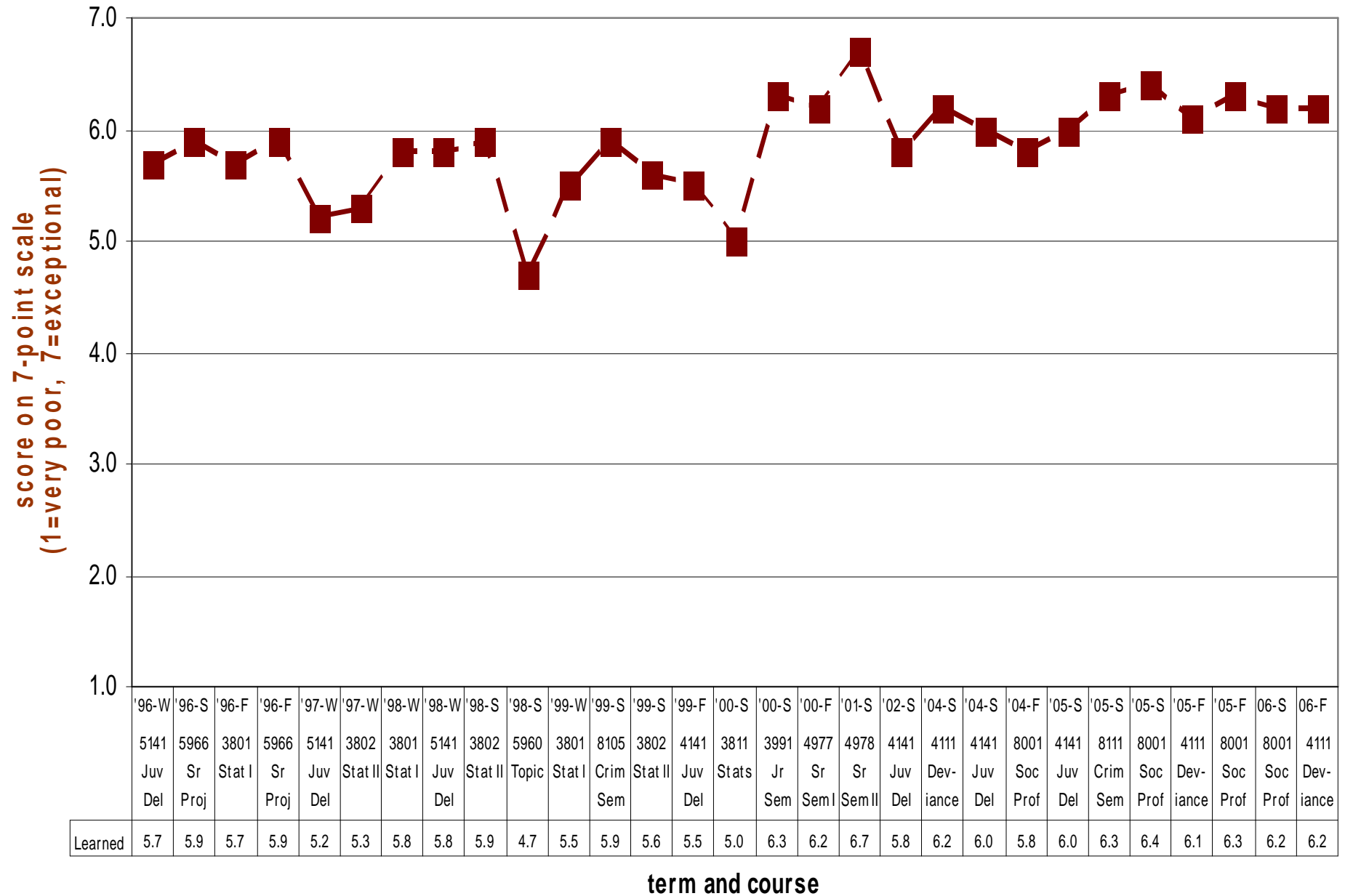


# respect & concern



	'96-W	'96-S	'96-F	'96-F	'97-W	'97-W	'98-W	'98-W	'98-S	'98-S	'99-W	'99-S	'99-S	'99-F	'00-S	'00-S	'00-F	'01-S	'02-S	'04-S	'04-S	'04-F	'05-S	'05-S	'05-S	'05-F	'05-F	'06-S	'06-F
	5141	5966	3801	5966	5141	3802	3801	5141	3802	5960	3801	8105	3802	4141	3811	3991	4977	4978	4141	4111	4141	8001	4141	8111	8001	4111	8001	8001	4111
	Juv Del	Sr Proj	Stat I	Sr Proj	Juv Del	Stat II	Stat I	Juv Del	Stat II	Topic	Stat I	Crim Sem	Stat II	Juv Del	Stats	Jr Sem	Sr Sem I	Sr Sem II	Juv Del	Dev-iance	Juv Del	Soc Prof	Juv Del	Crim Sem	Soc Prof	Dev-iance	Soc Prof	Soc Prof	Dev-iance
Concern	6.5	6.5	6.4	6.5	5.6	6.3	6.5	6.4	6.6	6.7	6.5	6.4	6.1	6.5	6.4	6.7	6.9	6.9	6.5	6.8	6.8	7.0	6.6	6.7	7.0	6.8	6.7	6.8	6.9

# amount learned



## summary figure

